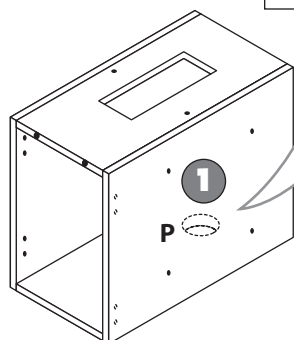
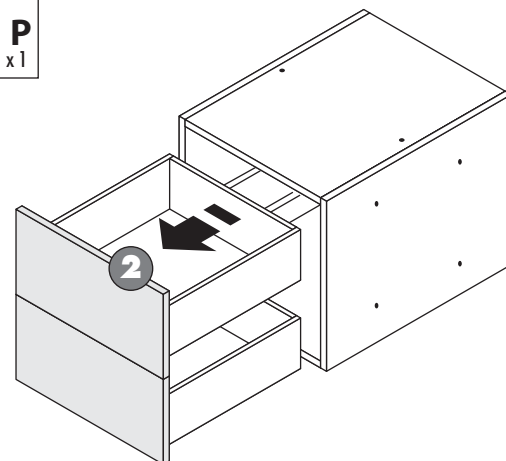
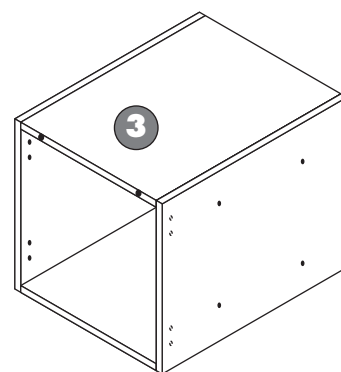


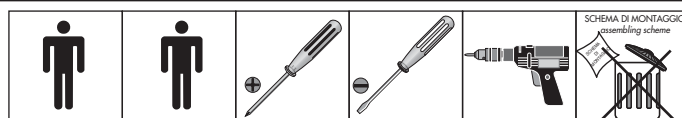
PREPARARE I BUSSOLOTTI ED ESTRARRE I CASSETTI
 prepare the units ed extract the drawers

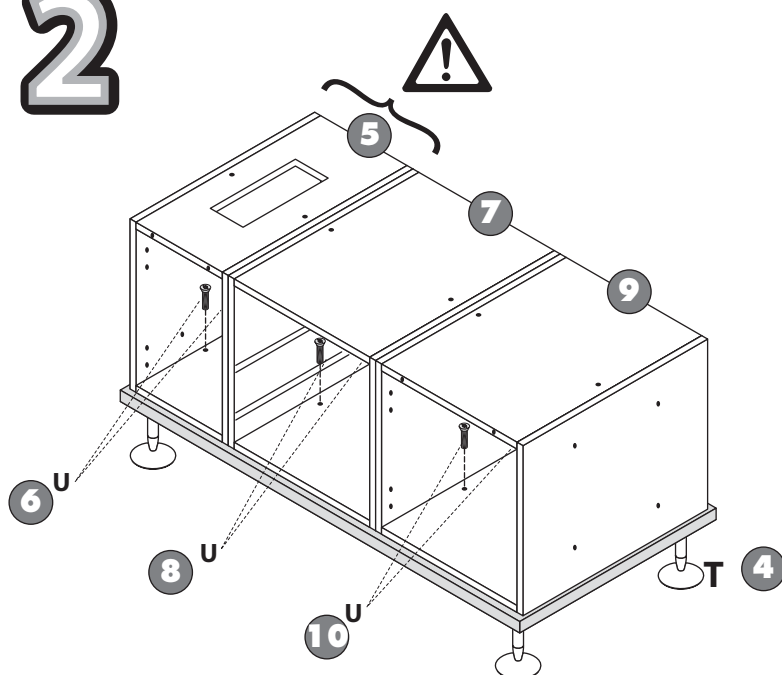
1

CODE	COLOUR
507133019	TRASPARENTE
Ø80mm	transparent

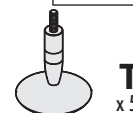

 BUSSOLOTTO PORTA-CPU
 cpu stand unit

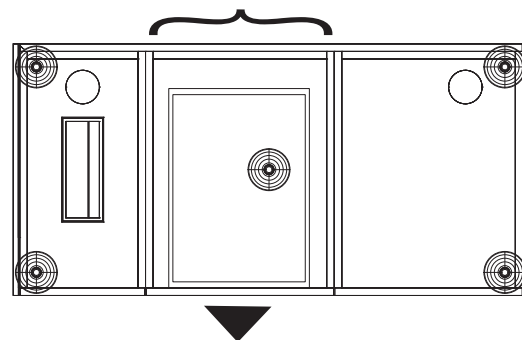
 CASSETTIERA
 pedestal

 BUSSOLOTTO CON ANTA DX O SX
 unit with right or left door

**N.B. PER IL MONTAGGIO
 SEGUIRE LE FASI NUMERATE**
 assemble following the numbered phases

FISSARE SULLA BASE I PIEDINI E POI I BUSSOLOTTI
 first fix the adjustable feet under the base, then the units on it

2


CODE	COLOUR	CODE	Ø x L	COLOUR
423700519	CROMO	506912509	4MA x 25	ZINCATA
	chrome		4MA x 1" - zinc plated	

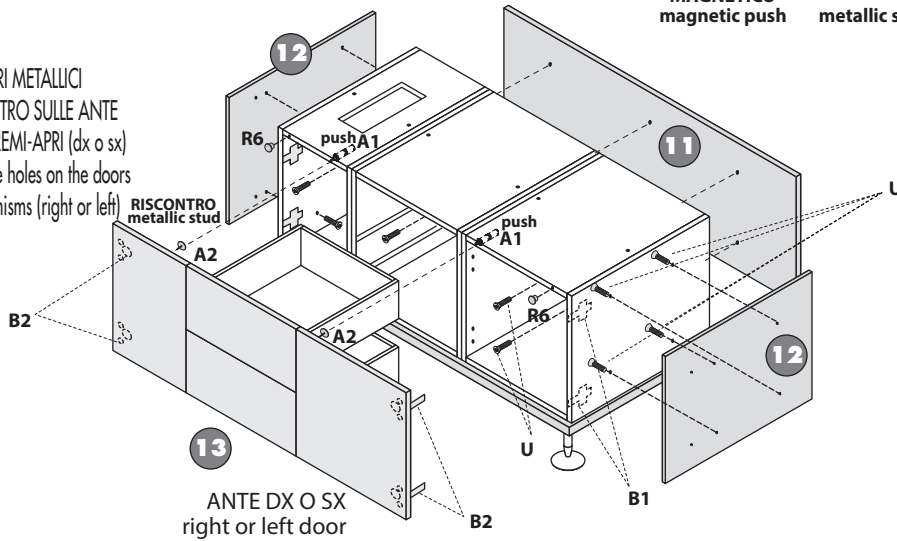

 TSPX/PH
 Ø x 6

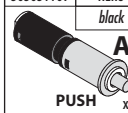
CASSETTIERA IN POSIZIONE CENTRALE
 pedestal in central position


FISSARE LA SCHIENA, I FIANCHI FINALI E I FRONTALI fix the back panel, the final side panels ed fronts

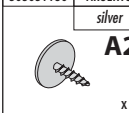
3

INSERIRE I RISCONTRI METALLICI
NEI FORELLINI DI RISCONTRO SULLE ANTE
IN DIREZIONE DEI PUSH PREMI-APRI (dx o sx)
insert the metallic studs in the holes on the doors
towards push-open mechanisms (right or left)

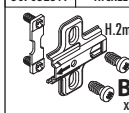


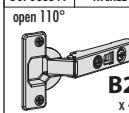
CODE	COLOUR
505051109	NERO black
	
	PUSH x 2

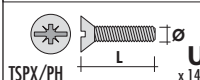
PUSH
MAGNETICO
magnetic push

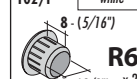
CODE	COLOUR
505051130	ARGENTO silver
	
	x 2

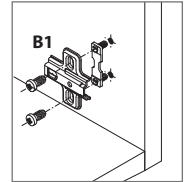
RISCONTRO
METALLICO
metallic stud

CODE	COLOUR
507052319	NICKEL
	
	x 4

CODE	COLOUR
507063519	NICKEL
	
	x 4

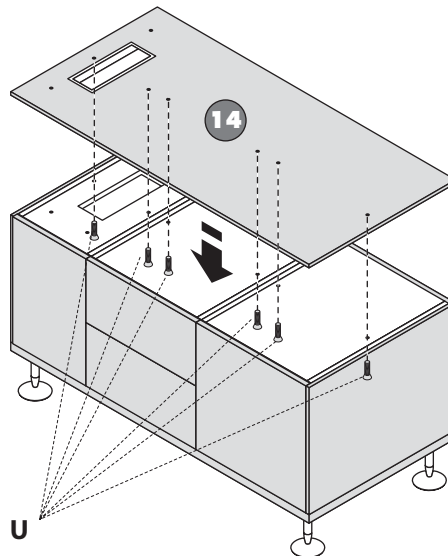
CODE	Ø x L	COLOUR
506912509	4MA x 25	ZINCATO
4MA x 1" - zinc plated		
		
	L	U

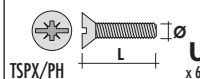
CODE	COLOUR
505130331	BIANCO
102/F	white
	
	x 2



POSIZIONARE E FISSARE IL TOP put and fix the top

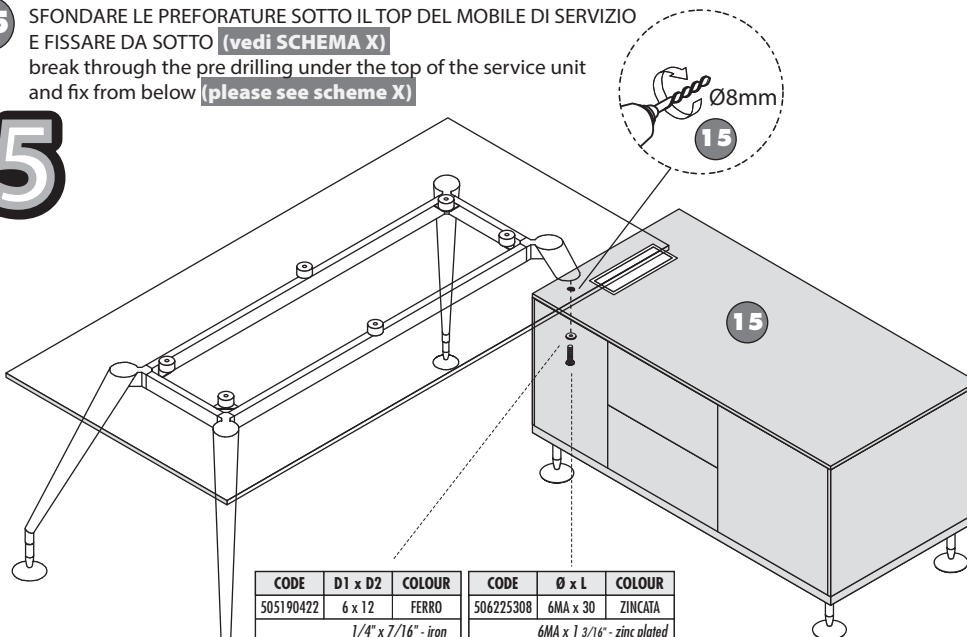
4

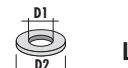


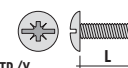
CODE	Ø x L	COLOUR
506912509	4MA x 25	ZINCATO
4MA x 1" - zinc plated		
		
	L	U

- 15 SFONDARE LE PREFORATURE SOTTO IL TOP DEL MOBILE DI SERVIZIO
E FISSARE DA SOTTO (vedi SCHEMA X)
break through the pre drilling under the top of the service unit
and fix from below (please see scheme X)

5

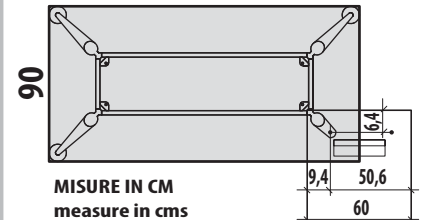


CODE	D1 x D2	COLOUR
505190422	6 x 12	FERRO
1/4" x 7/16" - iron		
		
	L	x 1

CODE	Ø x L	COLOUR
506225308	6MA x 30	ZINCATO
6MA x 1 3/16" - zinc plated		
		
	L	M1

SCRIVANIE desks

180/200/220



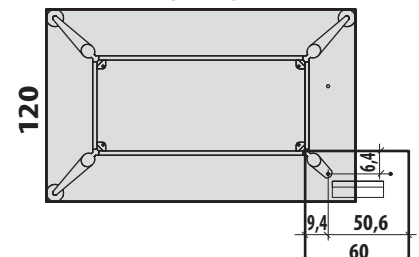
MISURE IN CM
measure in cms

(SCHEMA X)
(scheme X)

ART.223

TAVOLI RIUNIONE meeting tables

160/180/200



ART.223